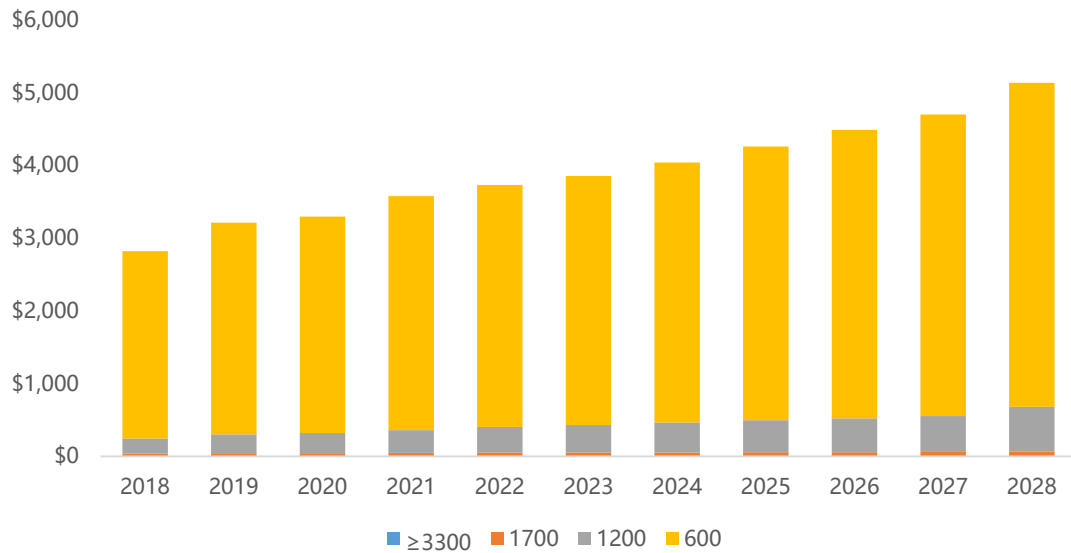


Global IGBT Device Market Overview

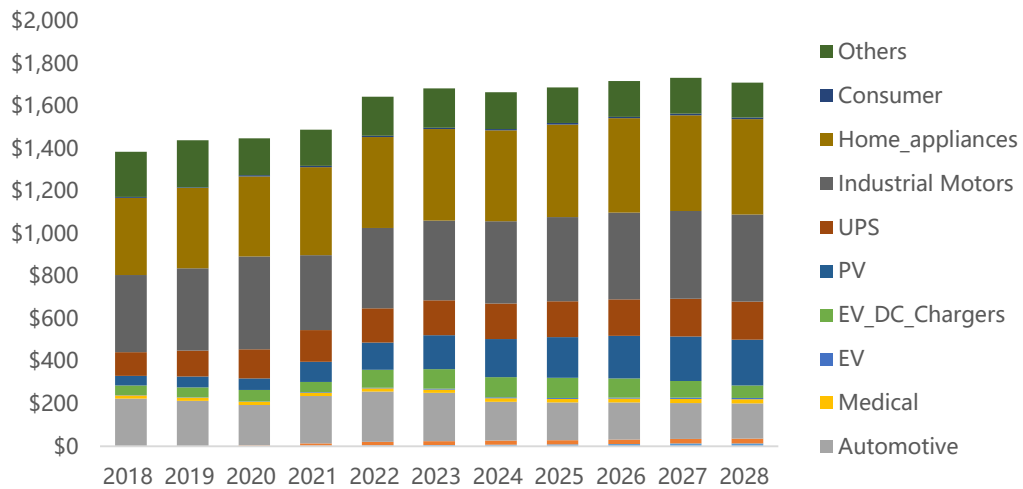
IGBT chips are classified based on application voltage, with 600V and 1200V being the dominant application segments, together accounting for nearly 95% of the entire IGBT market share.

Notably, the 600V market remains the largest application sector, covering a wide range of fields, from low-power household appliances and industrial pumps to power conversion systems used in new energy vehicles, photovoltaic, energy storage, and more.



Data Source: YOLE

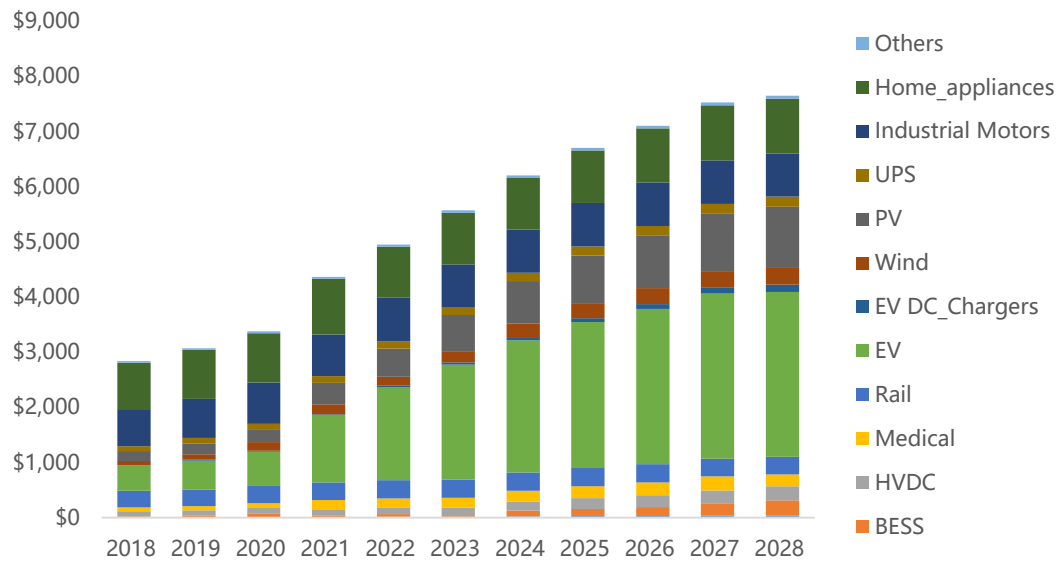
By device type, in 2028, the largest application sectors for IGBT single devices will be the home appliances, industrial automation, and photovoltaic industries, with market shares of \$448 million, \$411 million, and \$216 million, respectively. However, the growth rates for these sectors are relatively low, with only the photovoltaic market expected to see a compound annual growth rate (CAGR) of approximately 9.1%. The other two markets are projected to have CAGRs of only 0.8% and 1.4%, respectively.



Data Source: YOLE

By 2028, the electric vehicle, photovoltaic, and home appliance industries will become the three largest application markets for IGBT module products, with market sizes of \$2.993 billion, \$1.109 billion, and \$1.002 billion, respectively. Notably, except for the home appliance industry, which is projected to have a compound annual growth rate (CAGR) of 1.4%, the other two markets are expected to see CAGRs exceeding 10%.

It is also worth mentioning that the charging station sector, driven by the increasing demand for high-voltage fast charging, will experience significant growth in modules suited for fast-charging applications, with a growth rate of 30.2%, second only to energy storage at 33.5%.



Data Source: YOLE